



Decide with Confidence

Comprehensive Report

[Print this Report](#)

Copyright 2009 Dun & Bradstreet - Provided under contract for the exclusive use of subscriber 885150001

ATTN: **Your reference**

Report Printed: SEP 22 2009

Overview

BUSINESS SUMMARY

UNITED TECHNOLOGIES CORPORATION

PRATT & WHITNEY
1 Financial Plz
Hartford, CT 06103

D&B D-U-N-S Number: 00-134-4142

This is a **headquarters** location.
Branch(es) or division(s) exist.

Web site: www.utc.com**Telephone:** 860 728-7000**Chief executive:** LOUIS R CHENEVERT,
PRES-CEO**Stock symbol:** UTX**Year started:** 1928**Employs:** 223,100 (430 here)**Financial statement date:** JUN 30 2009**Sales F:** \$58,681,000,000**Net worth F:** \$15,917,000,000**History:** CLEAR**Financing:** SECURED**Financial condition:** GOOD**SIC:** 3534
3585
3724
3721
3669
3699**Line of business:** Mfg hvac equipment,
elevators, escalators, aircraft
engines & parts, helicopters
& security equipment and
systems**Now Included with this Report****NEW!****D&B's Credit Limit Recommendation**

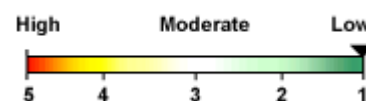
How much credit should you extend?

[▶ Learn More](#)[▶ View Now](#)**Payment Trends Profile**

Payment trends and industry benchmarks

[▶ Jump to Payment Trends](#)**Credit Score Class: 1**

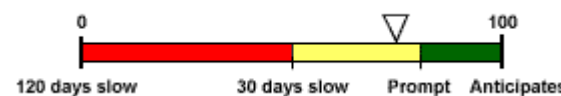
Low risk of severe payment delinquency over next 12 months

**Financial Stress Class: 1**

Low risk of severe financial stress over the next 12 months

**D&B PAYDEX®: 76**

When weighted by dollar amount, payments to suppliers average 6 days beyond terms.

**D&B Rating:****5A2****Financial strength:****5A is \$50 million and over.****Composite credit appraisal:****2 is good.**



EXECUTIVE SUMMARY

The **Financial Stress Class of 1** for this company shows that firms with this classification had a failure rate of 1.2% (120 per 10,000), which is lower than the average of businesses in D&B's database

The **Credit Score class of 1** for this company shows that 2.0% of firms with this classification paid one or more bills severely delinquent, which is lower than the average of businesses in D&B's database.

Financial information from a fiscal consolidated statement dated 12/31/08 is included.

Predictive Scores	This Business	Comments
Financial Stress Class	1	Failure Rate lower than the average of businesses in D&B's database
Financial Stress Score	1405	Highest Risk: 1,001; Lowest Risk: 1,875
Credit Score Class	1	Probability of Severely Delinquent Payment is lower than the average of businesses in D&B's database
Credit Score	578	Highest Risk: 101; Lowest Risk: 670
Other Key Indicators		
PAYDEX Scores	6 days beyond terms	Pays more promptly than the average for its industry of 11 days beyond terms
Industry Median	11 days beyond terms	
Sales	Fiscal year ending December 2008	Up by 7.2% from last year
Net Worth	Fiscal year ending December 2008	Down by 25.5% from last year
Operations	Profitable	
Present management control	81 years	
UCC Filings	UCC filing(s) are reported for this business	
Public Filings	Evidence of open suits and liens in the D&B database	
Financing	Is secured	
History	Is clear	
Special Events	Are reported for this business	

CREDIT CAPACITY SUMMARY

D&B Rating:	5A2
Financial strength:	5A indicates \$50 million and over.
Composite credit appraisal:	2 is good.

This credit rating was assigned because of D&B's assessment of the company's financial ratios and its cash flow. For more information, see the D&B Rating Key.

Sales:	\$58,681,000,000	Payment Activity:	
# of Employees Total:	223,100 (430 here)	(based on 443 experiences)	
As of 12/31/08		Average High Credit:	\$113,426
Worth:	\$15,917,000,000	Highest Credit:	\$20,000,000
Working Capital:	\$4,665,000,000	Total Highest Credit:	\$42,382,900

Note: The Worth amount in this section may have been adjusted by D&B to reflect typical deductions, such as certain intangible assets.

SPECIAL EVENTS

09/02/2009

PURCHASE OF ASSET: According to published reports, Carrier Corp., DUNS 001317072, (Farmington, CT), a unit of United Technologies Corp., DUNS 001344142, (Hartford, CT) announced that it has acquired StrionAir, DUNS 019378616, (Louisville, CO). The acquisition was completed on August 31, 2009. Terms of the deal were not disclosed.

07/24/2009

GOVERNMENT CONTRACT: According to published reports, The U.S. Department of Defense announced that it has awarded Pratt & Whitney a \$571 million production contract for F135 engines to power the F-35 Lightning II. This low rate initial production contract covers production, sustainment, spare parts and engineering support for the third lot of F135 engines, including 10 conventional take-off and landing and 11 short-takeoff/vertical-landing engines for F-35 aircraft. Additionally, Pratt & Whitney has been awarded a \$113 million contract for long lead material procurement to produce 32 F135 engines for the fourth lot of F135 engines.

07/22/2009

EARNINGS UPDATE: According to published reports, comparative operating results for the 6 months ended June 30, 2009: Revenue of \$25,445,000,000, Net Income of \$1,865,000,000; compared to Revenue of \$29,902,000,000, Net Income of \$2,454,000,000 for the comparable period in the prior year.

07/20/2009

GOVERNMENT CONTRACT: According to published reports, United Technologies Corp. announced that it is being awarded a \$571,114,320 modification to definitize the previously awarded Joint Strike Fighter F-135 Low Rate Initial Production Lot III advance acquisition contract to a cost-plus- incentive-fee/award-fee contract.

06/29/2009

ANNOUNCED PURCHASE OF ASSET: According to published reports, Pratt & Whitney Power Systems, DUNS 108340233, (East Hartford, CT), a United Technologies Corp. company, DUNS 001344142, (Hartford, CT) announced that it has agreed to purchase a majority interest in Turboden S.r.l. (Italy). Terms of the transaction were not disclosed.

Jump to:

[Overview](#)

| [Payments](#)

| [Public Filings](#)

| [History & Operations](#)

| [Banking & Finance](#)

Scores

FINANCIAL STRESS SUMMARY

The Financial Stress Summary Model predicts the likelihood of a firm ceasing business without paying all creditors in full, or reorganization or obtaining relief from creditors under state/federal law over the next 12 months. Scores were calculated using a statistically valid model derived from D&B's extensive data files.

Financial Stress Class: 1



Low risk of severe financial stress, such as a bankruptcy, over the next 12 months.

Incidence of Financial Stress

Among Businesses with this Class: 1.20% (120 per 10,000)

Average of Businesses in D&B's Database: 2.60% (260 per 10,000)

Financial Stress National Percentile: 69 (Highest Risk: 1; Lowest Risk: 100)

Financial Stress Score: 1405 (Highest Risk: 1,001; Lowest Risk: 1,875)

The Financial Stress Score of this business is based on the following factors:

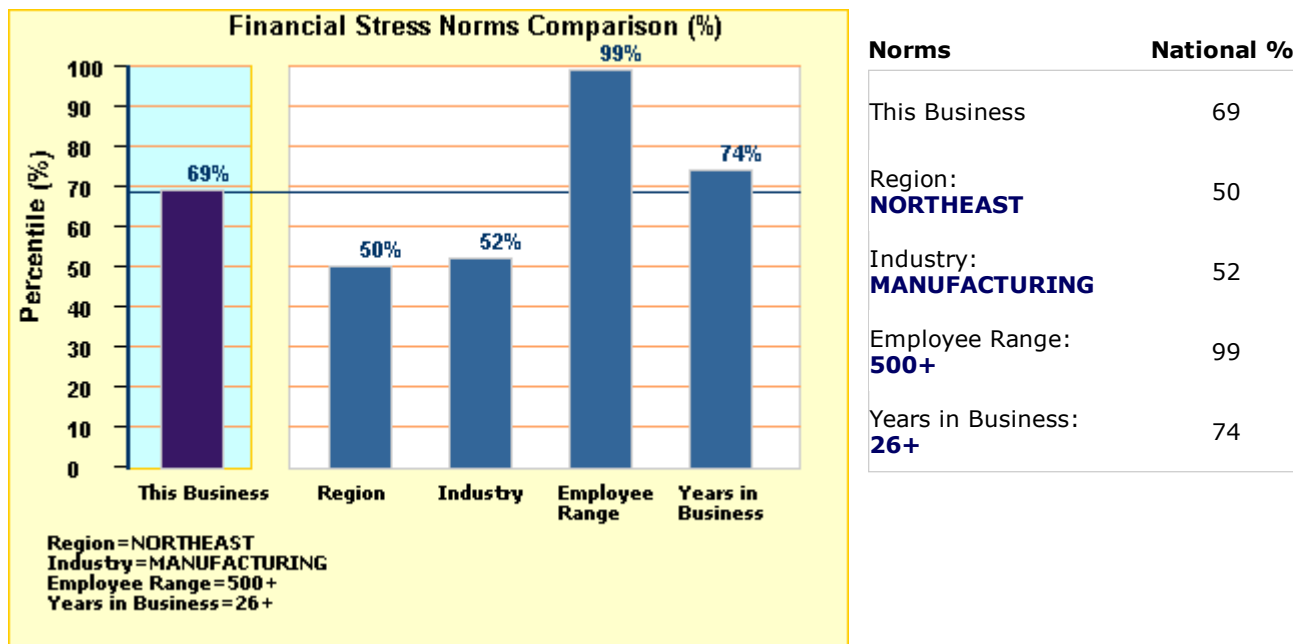
- 12% of trade dollars indicate slow payment(s) are present.
- Payment experiences exist for this firm which are greater than 60 days past due.
- Control age or date entered in D&B files indicates lower risk.
- Evidence of open lien(s) in D&B database.
- Change in Net Worth suggests lower risk of financial stress.

Notes:

- The Financial Stress Class indicates that this firm shares some of the same business and financial characteristics of other companies with this classification. It does not mean the firm will necessarily experience financial stress.
- The Incidence of Financial Stress shows the percentage of firms in a given Class that discontinued

operations with loss to creditors. The Average Incidence of Financial Stress is based on businesses in D&B's database and is provided for comparative purposes.

- The Financial Stress National Percentile reflects the relative ranking of a company among all scorable companies in D&B's file.
- The Financial Stress Score offers a more precise measure of the level of risk than the Class and Percentile. It is especially helpful to customers using a scorecard approach to determining overall business performance.
- All Financial Stress Class, Percentile, Score and Incidence statistics are based on sample data from 2004.

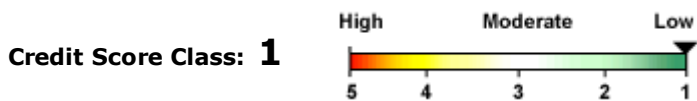


This business has a Financial Stress Percentile that shows:

- Lower risk than other companies in the same region.
- Lower risk than other companies in the same industry.
- Higher risk than other companies in the same employee size range.
- Higher risk than other companies with a comparable number of years in business.

CREDIT SCORE CLASS SUMMARY

The Credit Score Class predicts the likelihood of a firm paying in a severely delinquent manner (90+ Days Past Terms) over the next twelve months. It was calculated using statistically valid models and the most recent payment information in D&B's files.



Low risk of severe payment delinquency over next 12 months.

Incidence of Delinquent Payment

Among Companies with this Class: 2.00%
Average Compared to Businesses in D&B's Database: 20.10%

Credit Score Percentile: 98 (Highest Risk: 1; Lowest Risk: 100)

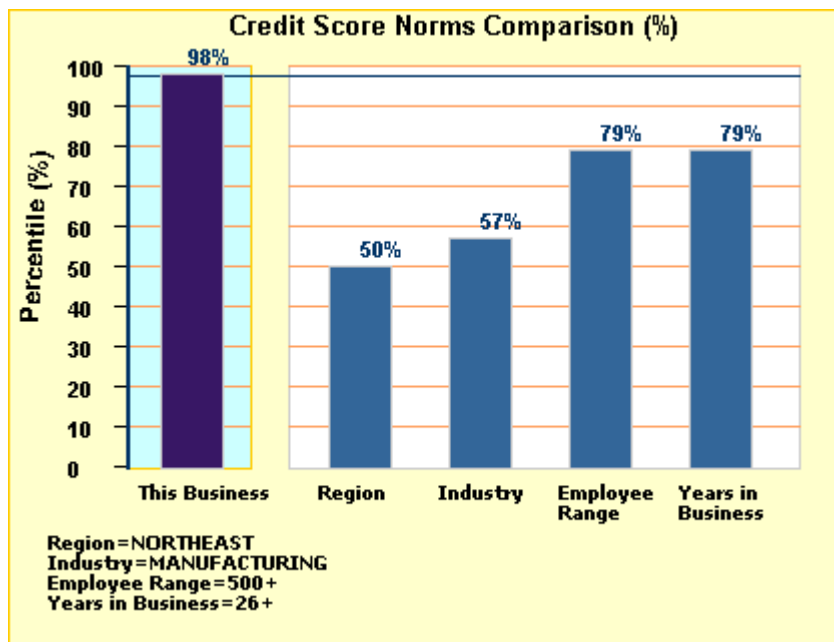
Credit Score: 578 (Highest Risk: 101; Lowest Risk: 670)

The Credit Score of this business is based on the following factors:

- D&B files indicate a net worth of \$15,917,000,000.
- Evidence of open lien(s) in D&B database.

Notes:

- The Credit Score Class indicates that this firm shares some of the same business and payment characteristics of other companies with this classification. It does not mean the firm will necessarily experience delinquency.
- The Incidence of Delinquent Payment is the percentage of companies with this classification that were reported 90 days past due or more by creditors. The calculation of this value is based on an inquiry weighted sample.
- The Percentile ranks this firm relative to other businesses. For example, a firm in the 80th percentile has a lower risk of paying in a severely delinquent manner than 79% of all scorable companies in D&B's files.
- The Credit Score offers a more precise measure of the level of risk than the Class and Percentile. It is especially helpful to customers using a scorecard approach to determining overall business performance.
- All Credit Class, Percentile, Score and Incidence statistics are based on sample data from 2004.



Norms	National %
This Business	98
Region: NORTHEAST	50
Industry: MANUFACTURING	57
Employee Range: 500+	79
Years in Business: 26+	79

This business has a Credit Score Percentile that shows:

- Lower risk than other companies in the same region.
- Lower risk than other companies in the same industry.
- Lower risk than other companies in the same employee size range.
- Lower risk than other companies with a comparable number of years in business.

Jump to:

- [Overview](#) | [Scores](#) | [Public Filings](#) | [History & Operations](#) | [Banking & Finance](#)

Payments

PAYMENT TRENDS

Total Payment Experiences for the HQ in D&B's File:	443
Payments Within Terms: (not dollar weighted)	69%
Total Placed For Collection:	0
Average Highest Credit:	\$113,426
Largest High Credit:	\$20,000,000
Highest Now Owing:	\$20,000,000
Highest Past Due:	\$1,000,000

Current PAYDEX is:	76	equal to 6 days beyond terms
Industry Median is:	73	equal to 11 days beyond terms
Payment Trend currently is:		unchanged, compared to payments three months ago

Indications of slowness can be the result of dispute over merchandise, skipped invoices, etc. Accounts are sometimes placed for collection even though the existence or amount of the debt is disputed.

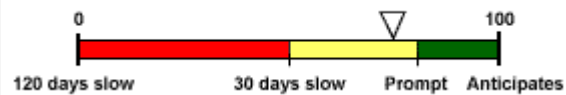
PAYDEX Scores

Shows the D&B PAYDEX scores as calculated on the most recent 3 months and up to 24 months of payment experiences.

The D&B PAYDEX is a unique, dollar weighted indicator of payment performance based on up to payment experiences as reported to D&B by trade references. A detailed explanation of how to read and interpret PAYDEX scores can be found at the end of this report.

3-Month D&B PAYDEX: 76

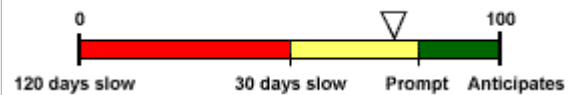
When weighted by dollar amount, payments to suppliers average 6 days beyond terms.



Based on payments collected over last 3 months.

D&B PAYDEX: 76

When weighted by dollar amount, payments to suppliers average 6 days beyond terms.



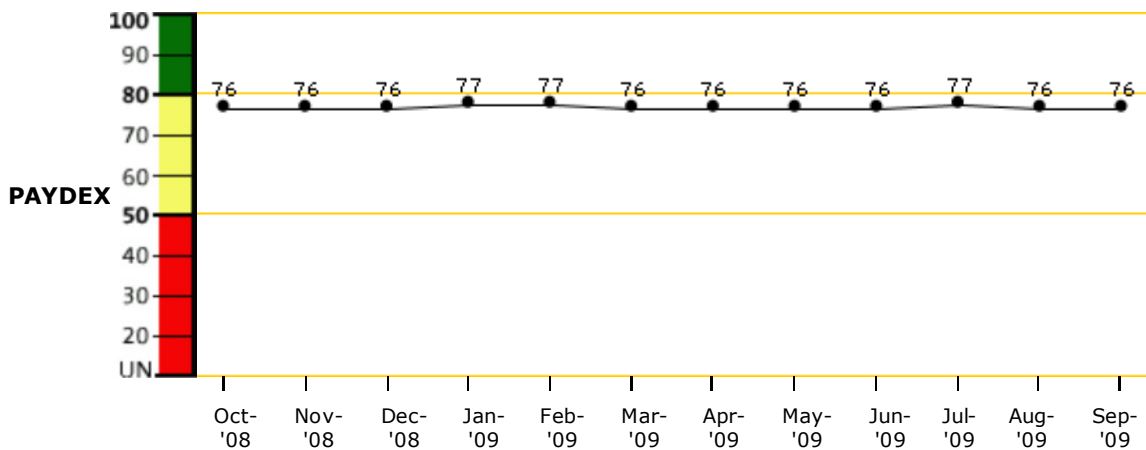
Based on up to 24 months of payments.

PAYDEX Yearly Trend

PAYDEX Scores Comparison to Industry

	10/08	11/08	12/08	1/09	2/09	3/09	4/09	5/09	6/09	7/09	8/09	9/09
This Business	76	76	76	77	77	76	76	76	76	77	76	76
Industry Quartiles												
Upper			78			78			78			78
Median			73			73			73			72
Lower			68			67			67			67

Shows the trend in D&B PAYDEX scoring over the past 12 months.



Last 12 Months

Based on payments collected over the last 12 months.

- Current PAYDEX for this Business is 76, or equal to 6 days beyond terms
- The 12-month high is **77**, or equal to 5 days beyond terms
- The 12-month low is **76**, or equal to 6 days beyond terms

PAYDEX Comparison to Industry

Shows PAYDEX scores of this Business compared to the Primary Industry from each of the last four quarters. The Primary Industry is Mfg hvac equipment, elevators, escalators, aircraft engines & parts, helicopters &

security equipment and systems, based on SIC code 3534.

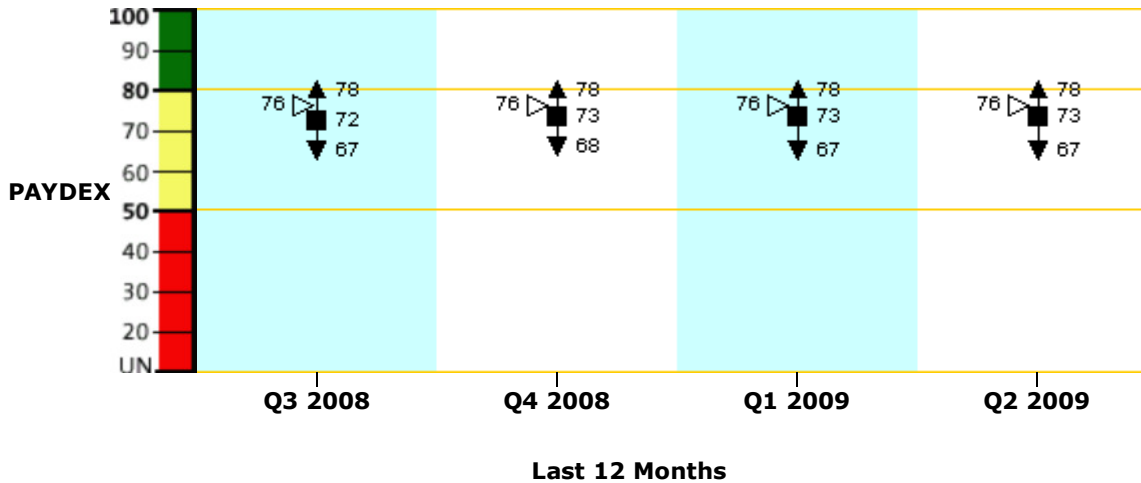
Quarterly PAYDEX Scores Comparison to Industry

Previous Year

	9/07	12/07	3/08	6/08
This Business	UN	75	74	75
Industry Quartiles				
Upper	77	77	77	77
Median	72	73	72	72
Lower	67	67	67	67

Current Year

	9/08	12/08	3/09	6/09
This Business	76	76	76	76
Industry Quartiles				
Upper	78	78	78	78
Median	72	73	73	73
Lower	67	68	67	67



Based on payments collected over the last 4 quarters.

Score Comparison Key:

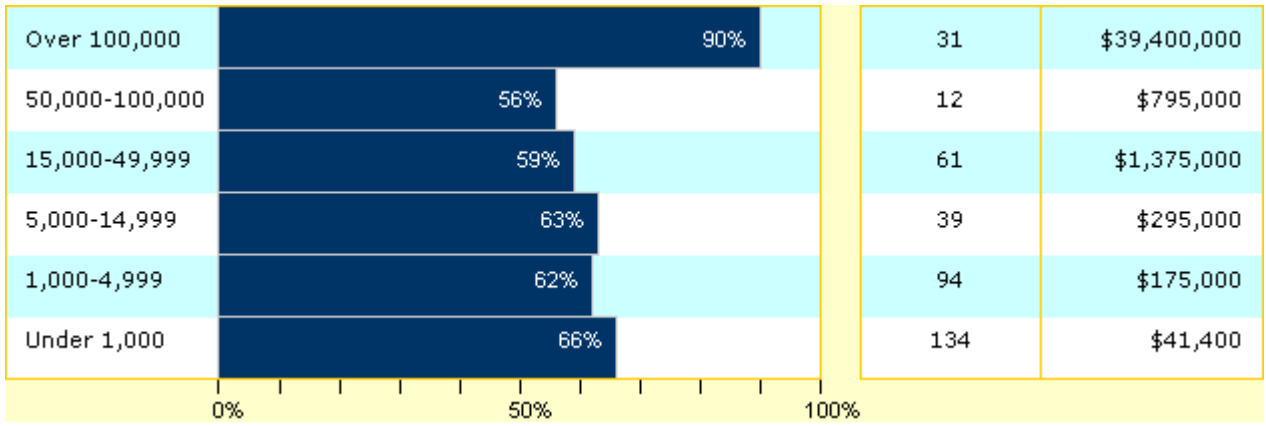
- ▶ This Business
- ▲ Industry upper quartile
- Industry median
- ▼ Industry lower quartile

- Current **PAYDEX** for this Business is **76**, or equal to 6 days beyond terms
- The present industry **median score** is **73**, or equal to 11 days beyond terms.
- Industry upper quartile represents the performance of the payers in the 75th percentile
- Industry lower quartile represents the performance of the payers in the 25th percentile

Payment Habits

For all payment experiences within a given amount of credit extended, shows the percent that this Business paid within terms. Provides number of experiences used to calculate the percentage, and the total dollar value of the credit extended.

\$ Credit Extended	% of Payments Within Terms	# Payment Experiences	\$ Total Dollar Amount
---------------------------	-----------------------------------	------------------------------	-------------------------------



Based on up to 24 months of payments.

Payment experiences reflect how bills are met in relation to the terms granted. In some instances, payment beyond terms can be the result of disputes over merchandise, skipped invoices, etc.

PAYMENT SUMMARY

The Payment Summary section reflects payment information in D&B's file as of the date of this report.

There are 443 payment experiences in D&B's file, with 267 experiences reported during the last three month period.

Below is an overview of the company's dollar-weighted payments, segmented by its suppliers' primary industries:

	Total Rcv'd (#)	Total Dollar Amt (\$)	Largest High Credit (\$)	Within Terms (%)	Days Slow <31 31-60 61-90 90> (%)			
--	-----------------	-----------------------	--------------------------	------------------	-----------------------------------	--	--	--

Top industries:

Nonclassified	47	496,000	200,000	93	7	0	0	0
Telephone communicatns	20	4,908,150	2,000,000	91	8	1	0	0
Public finance	15	48,700	30,000	100	0	0	0	0
Arrange cargo transpt	10	2,244,500	2,000,000	95	5	0	0	0
Trucking non-local	10	330,550	200,000	74	11	2	6	7
Mfg computers	9	373,000	300,000	96	4	0	0	0
Radiotelephone commun	9	209,350	200,000	50	48	1	1	0
Whol electrical equip	8	66,500	20,000	69	0	15	1	15
Electric services	7	921,150	900,000	99	1	0	0	0
Misc publishing	7	2,550	2,500	100	0	0	0	0
Custom programming	6	1,225,000	1,000,000	92	8	0	0	0
Whol office supplies	6	170,000	40,000	61	12	0	15	12
Detective/guard svcs	6	125,000	25,000	100	0	0	0	0
Whol petroleum prdts	6	27,500	15,000	40	36	5	5	14
Short-trm busn credit	6	37,750	15,000	100	0	0	0	0
Misc equipment rental	6	7,000	2,500	88	5	7	0	0
Executive office	6	950	500	100	0	0	0	0
Whol industrial suppl	5	1,000,650	1,000,000	50	50	0	0	0
Mfg relays/controls	5	1,490,000	750,000	55	43	2	0	0
Mfg ball/roll bearing	5	586,000	300,000	26	42	32	0	0
Mfg industrial gases	5	220,800	200,000	100	0	0	0	0
Mfg photograph equip	5	108,500	100,000	54	46	0	0	0
Coating/engrave svcs	5	108,000	65,000	93	7	0	0	0
Air courier service	5	105,000	35,000	65	14	7	0	14

Whol electronic parts	5	33,150	25,000	2	75	23	0	0
Whol office equipment	5	22,950	20,000	1	43	5	44	7
Mfg refrig/heat equip	5	29,000	15,000	46	28	26	0	0
Hvy const eqpt rental	5	10,400	10,000	52	0	0	48	0
Airport/airport svcs	5	11,750	5,000	79	15	6	0	0
Whol durable goods	5	8,600	5,000	71	0	0	29	0
Mfg process controls	5	7,000	2,500	86	7	0	0	7
Help supply service	4	1,003,000	1,000,000	50	0	0	50	0
Whol metal	4	511,000	500,000	49	0	0	0	51
Whol chemicals	4	27,500	15,000	41	32	0	27	0
Misc business service	4	4,750	2,500	95	5	0	0	0
Whol service paper	4	2,100	1,000	64	24	12	0	0
Photocopying service	4	750	750	100	0	0	0	0
Mfg plane parts/equip	3	211,000	200,000	100	0	0	0	0
Mfg plane engine/part	3	107,500	100,000	100	0	0	0	0
Truck rental/leasing	3	41,000	40,000	1	99	0	0	0
Whol plumb/hydronics	3	25,550	25,000	2	0	0	0	98
Scheduled air trans	3	2,850	2,500	9	0	0	87	4
Mfg calculating eqpt	3	7,500	2,500	17	33	0	50	0
Whol industrial equip	3	1,350	1,000	93	7	0	0	0
Whol misc profsn eqpt	3	1,300	750	71	29	0	0	0
Local truck w/storage	3	350	250	57	7	36	0	0
Computer maintenance	3	200	100	38	13	0	0	49
Mfg alum sheet/foil	2	23,000,000	20,000,000	100	0	0	0	0
Business consulting	2	225,000	200,000	100	0	0	0	0
Mfg fluid power pumps	2	207,500	200,000	4	48	48	0	0
Natnl commercial bank	2	60,250	60,000	50	0	50	0	0
Data processing svcs	2	15,100	15,000	50	50	0	0	0
Mfg industrial valves	2	15,050	15,000	100	0	0	0	0
Mfg guidance equip	2	22,500	15,000	67	0	33	0	0
Mfg air/gas compress	2	11,000	10,000	0	0	9	0	91
Whol computers/softwr	2	2,000	1,000	50	25	0	0	25
Mfg medical instrmnt	2	1,250	1,000	0	20	0	0	80
Mfg cutting tool/part	2	1,500	1,000	67	33	0	0	0
Misc general gov't	2	800	750	100	0	0	0	0
Ret mail-order house	2	350	250	100	0	0	0	0
Mfg paint/allied prdt	2	150	100	100	0	0	0	0
Mfg nonferr castings	1	700,000	700,000	50	0	50	0	0
Prepackaged software	1	300,000	300,000	50	50	0	0	0
Gravure printing	1	200,000	200,000	0	50	50	0	0
Mfg steel pipe/tubes	1	100,000	100,000	50	50	0	0	0
Mfg overhead hoists	1	85,000	85,000	0	100	0	0	0
Mfg hand/edge tools	1	55,000	55,000	50	0	0	50	0
Mfg gray/ductile iron	1	50,000	50,000	0	100	0	0	0
Testing laboratory	1	25,000	25,000	100	0	0	0	0
Mfg wood pallets	1	20,000	20,000	50	0	50	0	0
Employment agency	1	15,000	15,000	100	0	0	0	0
Ret-direct selling	1	10,000	10,000	100	0	0	0	0
Mfg environment cntrl	1	10,000	10,000	100	0	0	0	0
Mfg furn/fixtures	1	10,000	10,000	50	0	50	0	0
Mfg corrugated boxes	1	7,500	7,500	100	0	0	0	0
Domestic sea transprt	1	7,500	7,500	0	0	0	100	0
Mfg metalworking mach	1	5,000	5,000	50	50	0	0	0
Personal credit	1	5,000	5,000	100	0	0	0	0
Mfg surface agents	1	2,500	2,500	50	50	0	0	0
Security systems svcs	1	2,500	2,500	0	0	50	0	50
Mfg textile goods	1	2,500	2,500	0	100	0	0	0

Mfg switchgear-boards	1	2,500	2,500	100	0	0	0	0
Mfg press/blown glass	1	2,500	2,500	0	100	0	0	0
Mfg cleaning products	1	2,500	2,500	0	100	0	0	0
Mfg electric test prd	1	1,000	1,000	100	0	0	0	0
Mfg biological prdts	1	1,000	1,000	100	0	0	0	0
Mfg general machinery	1	1,000	1,000	100	0	0	0	0
Newspaper-print/publ	1	1,000	1,000	0	50	50	0	0
Mfg missile/space part	1	1,000	1,000	0	100	0	0	0
Whol printing paper	1	1,000	1,000	100	0	0	0	0
Mfg valve/pipe fittng	1	1,000	1,000	100	0	0	0	0
Mfg industrial mach	1	1,000	1,000	100	0	0	0	0
Mfg hardware	1	1,000	1,000	0	0	100	0	0
Mfg manifold forms	1	1,000	1,000	50	0	0	0	50
Mfg elect. connectors	1	750	750	0	0	100	0	0
Mfg extracts/syrup	1	750	750	50	0	50	0	0
Mfg scales/balances	1	500	500	100	0	0	0	0
Mfg public bldg furn	1	500	500	100	0	0	0	0
Copper roll/drawing	1	500	500	100	0	0	0	0
Industrial launderer	1	500	500	0	100	0	0	0
Lcl truck-w/o storage	1	500	500	100	0	0	0	0
Mfg misc office eqpt	1	500	500	50	0	0	50	0
Refuse system	1	250	250	0	50	50	0	0
Mfg surgical supplies	1	250	250	100	0	0	0	0
Mfg misc plastic prdt	1	250	250	0	100	0	0	0
Reg misc coml sector	1	100	100	100	0	0	0	0
Petroleum refining	1	100	100	100	0	0	0	0
Mfg signs/ad spectlys	1	100	100	100	0	0	0	0
Whol piece goods	1	100	100	0	0	0	0	100
Books-print/publish	1	100	100	100	0	0	0	0
Loan broker	1	50	50	100	0	0	0	0
Admin economic prgm	1	0	0	0	0	0	0	0

Other payment categories:

Cash experiences	38	24,600	5,000
Payment record unknown	17	276,650	100,000
Unfavorable comments	1	250	250

Placed for collections:

With D&B	0	0	0
Other	0	N/A	0
Total in D&B's file	443		20,000,000

The highest **Now Owes** on file is \$20,000,000 The highest **Past Due** on file is \$1,000,000

Accounts are sometimes placed for collection even though the existence or amount of the debt is disputed. Indications of slowness can be result of dispute over merchandise, skipped invoices, etc.

PAYMENT DETAILS

Detailed payment history for this company

Date Reported (mm/yy)	Paying Record	High Credit (\$)	Now Owes (\$)	Past Due (\$)	Selling Terms	Last Sale Within (months)
09/09	Ppt	200,000	100,000	10,000	N60	1 mo
	Ppt	200,000	200,000	0		1 mo
	Ppt	25,000	15,000	0		1 mo

	Ppt	5,000	2,500			2-3 mos
	Ppt	2,500	0			2-3 mos
	Ppt	2,500	750	100	N30	1 mo
	Ppt	1,000	750	0		1 mo
	Ppt	1,000	1,000	0		1 mo
	Ppt	250	0			6-12 mos
	Ppt	50	0	0		2-3 mos
	Ppt-Slow 30	100,000	30,000			2-3 mos
	Slow 60	1,000	0	0		4-5 mos
	Slow 30-120	1,000	1,000	1,000		1 mo
08/09	Ppt	3,000,000	2,000,000	200,000		1 mo
	Ppt	50,000	7,500	0		1 mo
	Ppt	35,000	0	0		1 mo
	Ppt	20,000	20,000	7,500		1 mo
	Ppt	15,000	0	0		2-3 mos
	Ppt	15,000	7,500	0		1 mo
	Ppt	15,000	0	0		6-12 mos
	Ppt	10,000	2,500	0	N30	1 mo
	Ppt	7,500	7,500	0		1 mo
	Ppt	5,000	250	0		1 mo
	Ppt	2,500	0	0		1 mo
	Ppt	2,500	250	0	N30	1 mo
	Ppt	1,000	0	0	N30	6-12 mos
	Ppt	1,000	0	0		4-5 mos
	Ppt	1,000	0	0		2-3 mos
	Ppt	1,000	1,000	0		1 mo
	Ppt	1,000	1,000	0		1 mo
	Ppt	1,000	1,000	0		1 mo
	Ppt	1,000	0	0		4-5 mos
	Ppt	1,000	1,000	0		1 mo
	Ppt	1,000	0	0	N30	6-12 mos
	Ppt	750	750	0		1 mo
	Ppt	750	0	0		1 mo
	Ppt	500	500	0		1 mo
	Ppt	500	500	0		1 mo
	Ppt	500	0	0		6-12 mos
	Ppt	250	250	0		1 mo
	Ppt	250	0	0		6-12 mos
	Ppt	250	0	0		6-12 mos
	Ppt	100	100	0	Lease Agreemnt	1 mo
	Ppt	50	50	0		1 mo
	Ppt	50	50	0		1 mo
	Ppt	50	50	0	N15	1 mo
	Ppt	50	0	0	N30	4-5 mos
	Ppt	50	0	0	N30	4-5 mos
	Ppt	50	0	0		6-12 mos
	Ppt	50	0	0		6-12 mos
	Ppt-Slow 15	10,000	10,000	0		1 mo
	Ppt-Slow 30	750,000	600,000	100,000		1 mo
	Ppt-Slow 30	20,000	20,000	20,000		1 mo
	Ppt-Slow 30	2,500	1,000	750		1 mo
	Ppt-Slow 30	2,500	0	0		4-5 mos
	Ppt-Slow 30	1,000	0	0		6-12 mos
	Ppt-Slow 30	250	0	0		4-5 mos
	Ppt-Slow 60	60,000	20,000	15,000	N30	1 mo
	Ppt-Slow 60	2,500	0	0		4-5 mos
	Ppt-Slow 60	250	0	0		2-3 mos

Ppt-Slow 90	10,000	1,000	0		1 mo
Ppt-Slow 90	5,000	0	0		2-3 mos
Ppt-Slow 90	1,000	100	100	1/2 10 N30	2-3 mos
Slow 5	1,000	1,000	250		1 mo
Slow 30	15,000	15,000	10,000		1 mo
Slow 30	7,500	2,500	50		1 mo
Slow 30	2,500	0	0		2-3 mos
Slow 30	500	0	0		2-3 mos
Slow 30-60	200,000	65,000	65,000		2-3 mos
Slow 60	25,000	0	0		2-3 mos
Slow 60	2,500	0	0		6-12 mos
Slow 60	500	500	500		1 mo
Slow 70	0	0	0		6-12 mos
Slow 90	500	100	100	N15	4-5 mos
Slow 90	500	0	0		2-3 mos
Slow 90+	25,000	0	0		6-12 mos
Slow 120	7,500	0	0	1/2 10 N30	1 mo
(078)				Sales COD	1 mo
(079)				Sales COD	1 mo
(080)	50			Cash account	1 mo

Cash own option.

Payment experiences reflect how bills are met in relation to the terms granted. In some instances payment beyond terms can be the result of disputes over merchandise, skipped invoices etc.

Each experience shown is from a separate supplier. Updated trade experiences replace those previously reported.

Jump to:

[Overview](#)
[Scores](#)
[Payments](#)
[History & Operations](#)
[Banking & Finance](#)

Public Filings

PUBLIC FILINGS

The following data includes both open and closed filings found in D&B's database on the subject company.

Record Type	# of Records	Most Recent Filing Date
Bankruptcy Proceedings	0	-
Judgments	0	-
Liens	16	12/11/2003
Suits	9	09/16/2008
UCC's	100	01/21/2009

The following Public Filing data is for information purposes only and is not the official record. Certified copies can only be obtained from the official source.

LIENS

A lienholder can file the same lien in more than one filing location. The appearance of multiple liens filed by the same lienholder against a debtor may be indicative of such an occurrence.

Amount: \$12,603
Status: Open
CASE NO.: 0117639
Type: State Tax
Filed by: STATE OF TENNESSEE
Against: UNITED TECHNOLOGIES CORP
Where filed: DAVIDSON COUNTY REGISTER OF DEEDS, NASHVILLE, TN

Date status attained: 12/11/2003
Date filed: 12/11/2003
Latest Info Received: 01/06/2004

Amount: \$3,138
Status: Open
BOOK/PAGE: 2494/479
Type: State Tax
Filed by: STATE OF TEXAS
Against: PRATT AND WHITNEY SERVICES INC, GRAND PRAIRIE, TX
Where filed: WICHITA COUNTY CLERK'S OFFICE, WICHITA FALLS, TX

Date status attained: 06/27/2003
Date filed: 06/27/2003
Latest Info Received: 09/18/2003

Amount: \$62,483
Status: Open
BOOK/PAGE: 453/197
Type: State Tax
Filed by: STATE OF GEORGIA
Against: UNITED TECHNOLOGIES CORP, COLUMBUS, GA
Where filed: MUSCOGEE COUNTY SUPERIOR COURT, COLUMBUS, GA

Date status attained: 03/11/2003
Date filed: 03/11/2003
Latest Info Received: 05/27/2003

Amount: \$258
Status: Open
CASE NO.: 00-1167072
Type: County Tax
Filed by: TAX COLLECTOR
Against: UNITED TECHNOLOGIES CORP AND OTHERS
Where filed: LOS ANGELES COUNTY RECORDERS OFFICE, NORWALK, CA

Date status attained: 07/27/2000
Date filed: 07/27/2000
Latest Info Received: 09/12/2007

Amount: \$345
Status: Open
CASE NO.: 00-1167073
Type: County Tax
Filed by: TAX COLLECTOR
Against: UNITED TECHNOLOGIES CORP AND OTHERS
Where filed: LOS ANGELES COUNTY RECORDERS OFFICE, NORWALK, CA

Date status attained: 07/27/2000
Date filed: 07/27/2000
Latest Info Received: 09/12/2007

Amount: \$768
Status: Open
CASE NO.: 00-1167074
Type: County Tax
Filed by: TAX COLLECTOR
Against: UNITED TECHNOLOGIES CORP AND OTHERS
Where filed: LOS ANGELES COUNTY RECORDERS OFFICE, NORWALK, CA

Date status attained: 07/27/2000
Date filed: 07/27/2000
Latest Info Received: 09/12/2007

Amount: \$335
Status: Open
CASE NO.: 00-1167075
Type: County Tax
Filed by: TAX COLLECTOR
Against: UNITED TECHNOLOGIES CORP AND OTHERS
Where filed: LOS ANGELES COUNTY RECORDERS OFFICE, NORWALK, CA

Date status attained: 07/27/2000
Date filed: 07/27/2000
Latest Info Received: 09/12/2007

Amount: \$1,011
Status: Open
CASE NO.: 00-1167076
Type: County Tax
Filed by: TAX COLLECTOR

Against: UNITED TECHNOLOGIES CORP AND OTHERS
Where filed: LOS ANGELES COUNTY RECORDERS OFFICE, NORWALK, CA

Date status attained: 07/27/2000
Date filed: 07/27/2000
Latest Info Received: 09/12/2007

Amount: **\$118**
Status: **Open**
CASE NO.: 00-1167077
Type: County Tax
Filed by: TAX COLLECTOR
Against: UNITED TECHNOLOGIES CORP AND OTHERS
Where filed: LOS ANGELES COUNTY RECORDERS OFFICE, NORWALK, CA

Date status attained: 07/27/2000
Date filed: 07/27/2000
Latest Info Received: 09/12/2007

Amount: **\$277**
Status: **Open**
CASE NO.: 00-1167078
Type: County Tax
Filed by: TAX COLLECTOR
Against: UNITED TECHNOLOGIES CORP AND OTHERS
Where filed: LOS ANGELES COUNTY RECORDERS OFFICE, NORWALK, CA

Date status attained: 07/27/2000
Date filed: 07/27/2000
Latest Info Received: 09/12/2007

SUITS

Status: **Pending**
DOCKET NO.: 08CV013204
Plaintiff: MORRIS MILES B
Defendant: UNITED TECHNOLOGIES CORP AND OTHERS
Where filed: FRANKLIN COUNTY COMMON PLEAS COURT, COLUMBUS, OH

Date status attained: 09/16/2008
Date filed: 09/16/2008
Latest Info Received: 10/28/2008

Status: **Pending**
DOCKET NO.: 200800000711
Plaintiff: ELLIS, JAMES R, CALIFORNIA, MD
Defendant: UNITED TECHNOLOGIES CORP AND OTHERS
Cause: CIVIL ACTION
Where filed: SAINT MARY'S COUNTY CIRCUIT COURT, LEONARDTOWN, MD

Date status attained: 06/13/2008
Date filed: 06/13/2008
Latest Info Received: 05/15/2009

Suit amount: **IN EXCESS OF 10000**
Status: **Pending**
CASE NO.: 08CVS000530
Plaintiff: BRIAN GESCHICKTER ADMINISTRATOR ET AL.
Defendant: UNITED TECHNOLOGIES CORP. AND OTHERS
Cause: CONTRACT
Where filed: NEW HANOVER COUNTY SUPERIOR COURT, WILMINGTON, NC

Date status attained: 02/04/2008
Date filed: 02/04/2008
Latest Info Received: 04/11/2008

Status: **Settled**
CASE NO.: 051101398
Plaintiff: WONGEH, ANDREW
Defendant: UNITED TECHNOLOGIES CORP AND OTHERS
Cause: 20 PERSONAL INJURY - OTHER
Where filed: PHILADELPHIA COUNTY COMMON PLEAS COURT, PHILADELPHIA, PA

Date status attained: 04/10/2007
Date filed: 11/16/2005

Latest Info Received: 08/23/2007

Suit amount: \$0
Status: Pending
DOCKET NO.: 04CV5663
Plaintiff: BAY CREST CONDOMINIUM
Defendant: UNITED TECHNOLOGIES AND OTHERS
Where filed: U.S. FEDERAL DISTRICT COURT, NEW YORK, NY

Date status attained: 07/20/2004
Date filed: 07/20/2004
Latest Info Received: 04/10/2006

Suit amount: \$0
Status: Pending
DOCKET NO.: 04CV5662
Plaintiff: OLEN COMMERCIAL REALTY CORP
Defendant: UNITED TECHNOLOGIES INC AND OTHERS
Where filed: U.S. FEDERAL DISTRICT COURT, NEW YORK, NY

Date status attained: 07/20/2004
Date filed: 07/20/2004
Latest Info Received: 04/10/2006

Status: Pending
CASE NO.: 0218979
Plaintiff: DAVID TAYLOR
Defendant: UNITED TECHNOLOGIES CORP, NEW ORLEANS, LA
Where filed: ORLEANS PARISH DISTRICT COURT, NEW ORLEANS, LA

Date status attained: 12/09/2002
Date filed: 12/09/2002
Latest Info Received: 12/20/2002

Suit amount: \$2,322
Status: Pending
CASE NO.: 98SC 6741
Plaintiff: BOB KOLER DODGE CO
Defendant: PRATT & WHITNEY AIRCRAFT SERVICE, NAPERVILLE, IL AND OTHERS
Where filed: DU PAGE COUNTY CIRCUIT COURT, WHEATON, IL

Date status attained: 12/14/1998
Date filed: 12/14/1998
Latest Info Received: 12/29/1998

Suit amount: \$15,001
Status: Closed
DOCKET NO.: CV940541784
Plaintiff: JAMES DELAHUNTY
Defendant: UNITED TECHNOLOGIES CORPORATION AND OTHERS
Where filed: HARTFORD COUNTY SUPERIOR COURT, HARTFORD, CT

Date status attained: 11/01/2003
Date filed: 09/13/1994
Latest Info Received: 11/01/2003

If it is indicated that there are defendants other than the report subject, the lawsuit may be an action to clear title to property and does not necessarily imply a claim for money against the subject.

UCC FILINGS

Collateral: Negotiable instruments and proceeds - Computer equipment and proceeds - Equipment and proceeds - Machinery and proceeds - and OTHERS

Type: Original
Sec. party: DEVELOPMENT AUTHORITY OF COLUMBUS, GEORGIA, COLUMBUS, GA
Debtor: PRATT & WHITNEY, A DIVISION OF UNITED TECHNOLOGIES CORPORATI, EAST HARTFORD, CT

Filing number: 0002660708
Filed with: UCC COMMERCIAL RECORDING DIVISION, HARTFORD, CT

Date filed: 10/14/2008
Latest Info Received: 11/18/2008

Collateral: Negotiable instruments - Proceeds - Account(s) - Chattel paper - and OTHERS

Type: Release
Sec. party: DEVELOPMENT AUTHORITY OF COLUMBUS, GA, COLUMBUS, GA
Assignee: SYNOVUS TRUST COMPANY, COLUMBUS, GA
Debtor: PRATT & WHITNEY, A DIVISION OF UNITED TECHNOLOGIES CORPORATION, EAST HARTFORD, CT
Filing number: 10699004814
Filed with: MUSCOGEE COUNTY SUPERIOR COURT, COLUMBUS, GA
Date filed: 12/30/1999
Latest Info Received: 01/12/2000
Original UCC filed date: 12/31/1998
Original filing no.: 10698005778

Collateral: Negotiable instruments - Inventory - Proceeds - Account(s) - and OTHERS
Type: Original
Sec. party: DEVELOPMENT AUTHORITY OF COLUMBUS, GA, COLUMBUS, GA
Assignee: SYNOVUS TRUST COMPANY, COLUMBUS, GA
Debtor: PRATT & WHITNEY, A DIVISION OF UNITED TECHNOLOGIES CORPORATION, EAST HARTFORD, CT
Filing number: 10699004812
Filed with: MUSCOGEE COUNTY SUPERIOR COURT, COLUMBUS, GA
Date filed: 12/30/1999
Latest Info Received: 01/12/2000

Collateral: Leased Assets - Leased Business machinery/equipment
Type: Original
Sec. party: CANON FINANCIAL SERVICES, INC., MT. LAUREL, NJ
Debtor: UNITED TECHNOLOGIES CORPORATION, WICHITA FALLS, TX
Filing number: 2315235 6
Filed with: SECRETARY OF STATE/UCC DIVISION, DOVER, DE
Date filed: 12/02/2002
Latest Info Received: 01/27/2003

Collateral: Equipment including proceeds and products
Type: Original
Sec. party: DEBIS FINANCIAL SERVICES, INC., NORWALK, CT
Debtor: HAMILTON-SHEA, INC., BOW, NH
Filing number: 557613
Filed with: SECRETARY OF STATE/UCC DIVISION, CONCORD, NH
Date filed: 04/10/2000
Latest Info Received: 07/06/2000

Type: Continuation
Sec. party: DEBIS FINANCIAL SERVICES, INC., NORWALK, CT
Debtor: HAMILTON-SHEA, INC., BOW, NH
Filing number: 20050004139F
Filed with: SECRETARY OF STATE/CORPORATION DIVISION, CONCORD, NH
Date filed: 02/23/2005
Latest Info Received: 02/28/2005
Original UCC filed date: 04/10/2000
Original filing no.: 557613

Collateral: Computer equipment and proceeds - Equipment and proceeds - Machinery and proceeds - Fixtures and proceeds - Building(s) and proceeds
Type: Original
Sec. party: DEVELOPMENT AUTHORITY OF COLUMBUS, GEORGIA, COLUMBUS, GA
Debtor: PRATT & WHITNEY, A DIVISION OF UNITED TECHNOLOGIES CORPORATI, EAST HARTFORD, CT
Filing number: 0002220998
Filed with: UCC COMMERCIAL RECORDING DIVISION, HARTFORD, CT
Date filed: 08/21/2003
Latest Info Received: 09/30/2003

Collateral: Equipment and proceeds
Type: Original
Sec. party: THE CIT GROUP/EQUIPMENT FINANCING, INC., TEMPE, AZ
Debtor: HAMILTON-SHEA, INC., BOW, NH
Filing number: 587956
Filed with: SECRETARY OF STATE/CORPORATION DIVISION, CONCORD, NH
Date filed: 09/17/2001
Latest Info Received: 01/14/2002

Collateral: Equipment
Type: Original
Sec. party: UNITED RENTALS (NORTH AMERICA), INC., MANCHESTER, CT
Debtor: PRATT & WHITNEY LINE MAINTENANCE SERVICES, INC., EAST HARTFORD, CT
Filing number: 2008 0163210
Filed with: SECRETARY OF STATE/UCC DIVISION, DOVER, DE
Date filed: 01/14/2008
Latest Info Received: 02/15/2008

Type: Termination
Sec. party: UNITED RENTALS (NORTH AMERICA), INC., MANCHESTER, CT
Debtor: PRATT & WHITNEY LINE MAINTENANCE SERVICES, INC., EAST HARTFORD, CT
Filing number: 2008 0778371
Filed with: SECRETARY OF STATE/UCC DIVISION, DOVER, DE
Date filed: 03/04/2008
Latest Info Received: 04/01/2008
Original UCC filed date: 01/14/2008
Original filing no.: 2008 0163210

Collateral: Equipment
Type: Original
Sec. party: MAKINO INC., MASON, OH
Debtor: UNITED TECHNOLOGIES CORPORATION and OTHERS
Filing number: 5401405 7
Filed with: SECRETARY OF STATE/UCC DIVISION, DOVER, DE
Date filed: 12/27/2005
Latest Info Received: 02/08/2006

Type: Termination
Sec. party: MAKINO INC., MASON, OH
Debtor: UNITED TECHNOLOGIES CORPORATION and OTHERS
Filing number: 2008 2651378
Filed with: SECRETARY OF STATE/UCC DIVISION, DOVER, DE
Date filed: 08/04/2008
Latest Info Received: 09/04/2008
Original UCC filed date: 12/27/2005
Original filing no.: 5401405 7

Collateral: Communications equipment
Type: Amendment
Sec. party: FIRST LEASING INC, OPELIKA, AL
Debtor: FALK CORPORATION COUPLINGS DIVISION, AUBURN, AL
Filing number: 03-1038802
Filed with: SECRETARY OF STATE/UCC DIVISION, MONTGOMERY, AL
Date filed: 10/07/2005
Latest Info Received: 12/06/2005
Original UCC filed date: 12/01/2003
Original filing no.: 03-1038802

There are additional UCC's in D&B's file on this company available by contacting 1-800-234-3867.

There are additional suits, liens, or judgments in D&B's file on this company available by contacting 1-800-234-3867.

The public record items contained in this report may have been paid, terminated, vacated or released prior to the date this report was printed.

GOVERNMENT ACTIVITY

Activity summary

Borrower (Dir/Guar):	NO
Administrative debt:	YES
Contractor:	YES
Grantee:	NO
Party excluded from federal program(s):	NO

Possible candidate for socio-economic program consideration

Labor surplus area:	YES (2009)
Small Business:	N/A
8(A) firm:	N/A

The details provided in the Government Activity section are as reported to Dun & Bradstreet by the federal government and other sources.

Jump to:

[Overview](#)

| [Scores](#)

| [Payments](#)

| [Public Filings](#)

| [Banking & Finance](#)

History & Operations

HISTORY

The following information was reported **06/15/2009**:

Officer(s): LOUIS R CHENEVERT, PRES-CEO+
 GEORGE DAVID, CHB+
 CHARLES D GILL, SR V PRES-GEN COUNSEL
 JAMES E GEISLER, V PRES FINANCE
 GREGORY J HAYES, CONTROLLER-SVP-CFO

DIRECTOR(S): The officers identified by (+) and Jean-Pierre Garnier Phd, Jamie S Gorelick, Charles R Lee, Richard D McCormick, Andre Villeneuve, H Patrick Swygert, Harold W McGraw III, Christine Tood Whitman, John V Faraci, Richard B Myers, Edward A Kangas, and Carlos M Gutierrez.

Incorporated in the state of Delaware on August 27 1934.

OUTSTANDING CAPITAL STOCK:

At January 31, 2009, there were 942,294,242 shares of Common Stock outstanding

Business started 1928.

This is a publicly owned company whose common stock is listed on the New York, London, Paris, Frankfurt, Geneva, Lausanne, Basel, Zurich, Brussels and Amsterdam Stock Exchanges under the symbol "UTX". There were approximately 25,408 common shareowners. As of February 10 2009, the officers and directors as a group beneficially owned approximately 1.7% of the common stock. As of the same date, there were no beneficial owners of 5% or more.

RECENT EVENTS:

On March 10, 2009 United Technologies Corporation announced it is slashing 11,600 jobs and lowering its earnings forecast for 2009.

On January 8, 2009 UTC Fire & Security Corporation, a subsidiary of United Technologies Corporation, completed the acquisition of Detection Logic Fire Protection, Inc., Burbank, CA.

On July 16, 2008, Hamilton Sundstrand Corporation, Windsor Locks, CT, a subsidiary of United Technologies Corporation, Hartford, CT, announced that it has purchased the remaining 49 percent interest of Revima Apu Sas, Caudebec En Caux, France.

On March 10, 2008, sources stated that Dalton Investments LLC, Los Angeles, CA, announced that it has completed the sale of an 11% stake in Fujitec Co., Ltd. to a wholly owned subsidiary of United Technologies.

On February 19 2008, Carrier Corp, a unit of United Technologies Corp acquired Environmental Market Solutions, Inc. (Washington, DC).

On December 21, 2007, UTC Fire & Security, a business unit of United Technologies Corp, announced that it has entered an agreement to acquire an additional 7.0% share of GST Holdings Limited, bringing the company's total ownership to 25.8%. The transaction is subject to regulatory clearance.

In Oct 2007, UTC Power (South Windsor, CT), a subsidiary of United Technologies Corp, acquired Dome- Tech Group (Edison, NJ).

On July 2, 2007, the company closed on the previously announced acquisition of Initial Electronic Security Group (IESG), a division of Rentokil Initial, plc, with the exception of the French operations, which are pending regulatory review. The purchase price of the acquired portion was approximately \$1.1 billion.

In Feb 2007, Howden Group re-acquired its former subsidiary, Howden Compressors from United Technologies (Hartford, CT) the remaining 51 percent shareholding and its affiliated US sales company.

OFFICERS BACKGROUND:

LOUIS R CHENEVERT. President since 2006, CEO and director since 2006. He previously served as head of United Technologies, Pratt & Whitney unit.

GEORGE DAVID born 1942. Graduated 1965 Harvard University, BA. 1967 University of Virginia, MBA. 1967-1968 University of Virginia, assistant professor. 1968-1975 Boston Cons Group Inc, vice president. 1975-present United Technologies Corporation, various management positions, recently corporate senior vice president and president and chief executive officer Otis Elevator Company (Inc), 1989 executive vice president and president Commercial/Industrial Group, Feb 1992 president and chief operating officer, 1994 president and chief executive officer, 1997 chairman, president and chief executive officer.

CHARLES D GILL. Previously Vice President and General Counsel, and Secretary, Carrier Corporation; Executive Assistant to Chairman and Chief Executive Officer, United Technologies Corporation.

JAMES E GEISLER. Active there since 1993. Prior to joining the company, he worked at General Electric for three years both in Asia and the United States. He received his B.A. in finance from the University of Kentucky and M.B.A. from the Darden Graduate School of Business Administration at the University of Virginia.

GREGORY J HAYES. Elected vice president, accounting & controller in February 2004. Prior to that he was vice president, controller for UTC. He joined UTC in 1999 with the merger of Sundstrand Corporation and Hamilton Standard. Prior to joining Hamilton Sundstrand, Hayes was vice president of finance and information systems for Sundstrand Aerospace. He joined Sundstrand in 1989 from Arthur Andersen & Co. He received his bachelor's degree in economics from Purdue University and is a certified public accountant.

..... OUTSIDE DIRECTORS.

J P GARNIER PHD. Chief Executive Officer of Pierre Fabre SA.

J S GORELICK. Partner, WilmerHale.

C R LEE. Retired Chairman and co-chief executive officer, Verizon Communications.

R D MCCORMICK. Retired Chairman, President and Chief Executive Officer US West, Inc.

A VILLENEUVE. Non-executive, Chairman Euronext.LIFFE.

H P SWYGERT. Most recently served as president of Howard University 1995-2008.

H W MCGRAW III. Chairman, President and Chief Executive Officer The McGraw-Hill Companies.

C T WHITMAN. President, The Whitman Strategy Group and Former EPA Administrator and Former Governor of New Jersey.

J V FARACI. Faraci is the chairman and chief executive officer of International Paper.

R B MYERS. General US Air Force (retired) and former CHM of the Joint Chiefs of Staff.

E A KANGAS. He served as Global Chairman and Chief Executive Officer of Deloitte Touche Tohmatsu.

C M GUTIERREZ. formerly served as U.S. Secretary of Commerce from February 2005 through January 2009.

LEGAL PROCEEDINGS:

In Aug 1993, the U S fined United Technologies Corporation \$5.3 million for a series of abuses in handling and discharging hazardous wastes in recent years. \$3.7 million of the fine was levied under the federal Resource, Conservation and Recovery Act. The remaining \$1.6 million penalty was for violations under federal and state clean water acts.

In Aug 1992, United Technologies Corporation pleaded guilty to criminal charges and agreed to pay the Government \$6 million in a Pentagon influence-peddling scandal.

In Jun 1991, United Technologies Corporation pleaded guilty to six felony violations of federal environmental laws at its Sikorsky Aircraft unit and agreed to pay a \$3 million fine. The violations occurred between 1981 and 1986. The area contaminated was cleaned up by Sikorsky in 1988.

MATTER OF INTEREST:

According to a published report dated February 22, 2007, European Union regulators fined United Technologies' Otis unit and four other elevator makers \$1.3 billion for operating cartels for the installation and maintenance of elevators and escalators in Germany, Belgium, Luxembourg and the Netherlands.

According to the report, Otis and United Technologies disclosed the investigation in 2004 and have cooperated with the European Commission. Otis and UTC have received full or partial reductions in penalties for its cooperation and the outcome will have "no material impact" on UTC's financial condition or Otis' competitive position. Otis was fined \$295.8 million.

According to the report, the European Commission said the cartel had worked to rig bids for procurement contracts, fix prices and share markets "between at least 1995 and 2004." It said the companies "did not contest the facts" found by EU regulators, adding none of the accused requested a hearing to answer the allegations.

According to a published report dated Aug 1, 2008, the Justice Department announced that Pratt & Whitney and its subcontractor, PCC Airfoils LLC, have agreed to pay the United States \$52,325,000 to resolve False Claims Act allegations that Pratt & Whitney and PCC knowingly sold defective turbine blade replacements for jet engines used in military aircraft.

Under the settlement, Pratt & Whitney will pay \$45.5 million and also will provide \$4.825 million in services for re-inspecting potentially serviceable blades bought by the Air Force. PCC will pay \$2 million. Both companies, working with the Air Force, previously provided corrective actions, which the government valued at \$47.1 million.

CORPORATE FAMILY

Subsidiaries (US):

Select businesses below to buy Comprehensive Report(s).

Acp Engineering, Inc.	Plainville, CT	DUNS # 86-856-7090
Altair Avionics Corporation	Norwood, MA	DUNS # 92-623-3495
Architectural Energy Corp	San Francisco, CA	DUNS # 01-746-1914
Carrier Corporation	Farmington, CT	DUNS # 00-131-7072
Cemcolift, Inc.	Hatfield, PA	DUNS # 03-672-5836
Counterforce, Inc.	Houston, TX	DUNS # 05-648-6624
Dynamic Controls Hamilton Funds Trans	Windsor Locks, CT	DUNS # 00-895-9277
Energy Services, Inc	Rocky Hill, CT	DUNS # 09-997-4714
Energy Services, Inc.	Farmington, CT	DUNS # 07-732-0281
Fire Systems, Inc.	Hawthorne, NY	DUNS # 01-338-8657
Florida State Fire & Security, Inc.	Fort Lauderdale, FL	DUNS # 62-290-1684
Hamilton Sundstrand Corporation	Windsor Locks, CT	DUNS # 07-176-7334
Homogeneous Metals, Inc.	Clayville, NY	DUNS # 04-654-2684
Integrated Products and Services Incorporated	Silver Spring, MD	DUNS # 04-476-5147
International Aerospace Tubes LLC	Indianapolis, IN	DUNS # 00-768-1849
Kidde Fire Trainers Inc	Montvale, NJ	DUNS # 18-927-9748
Otis Elevator Company	Farmington, CT	DUNS # 00-153-4676
Pratt & Whitney Autoair, Inc.	Lansing, MI	DUNS # 00-534-3512
Pratt & Whitney Automation, Inc.	Madison, AL	DUNS # 80-131-5359
Pratt & Whitney Component Solutions	Muskegon, MI	DUNS # 03-824-3176
Pratt & Whitney Composites, Inc	San Diego, CA	DUNS # 18-707-1683
Pratt & Whitney Engine Services, Inc.	East Hartford, CT	DUNS # 05-553-0604
Pratt & Whitney H.A.C., Inc	Grand Prairie, TX	DUNS # 07-137-2817
Pratt & Whitney Military Aftermarket Services, Inc.	East Hartford, CT	DUNS # 14-011-7180
Pratt & Whitney Military Aftermarket Services, Inc.	Oklahoma City, OK	DUNS # 11-894-7956

This list is limited to the first 25 subsidiaries.

Subsidiaries (International):

Select businesses below to buy Business Information Report(s).

Aerocay Holdings Ltd	GEORGE TOWN, CAYMAN ISLANDS	DUNS # 86-439-5249
America United Technology International Company Beijing Office	BEIJING, CHINA	DUNS # 52-920-4674
ASIAN COMPRESSOR TECHNOLOGY SERVICES CO., LTD.	Kuanyin Hsiang, TAIWAN	DUNS # 65-725-4228
CARRIER AIRCONDITIONING AND REFRIGERATION LIMITED	GURGAON, INDIA	DUNS # 86-217-0524
CARRIER REFRIGERATION DISTRIBUTION ITALY SPA	BUCCINASCO, ITALY	DUNS # 42-867-4543
CARRIER SOUTH AFRICA (PTY) LTD	Johannesburg, SOUTH AFRICA	DUNS # 63-766-7650
CARRIER SUTRAK IBERICA SA	ALCOBENDAS, SPAIN	DUNS # 47-229-9890
CARRIER TAIWAN CO., LTD.	Taipei City, TAIWAN	DUNS # 65-610-9162
Chengdu Aerotech Manufacturing Co., Ltd.	CHENGDU, CHINA	DUNS # 54-462-7995

CHUBB FIRE SAFETY LIMITED	SILVERWATER, AUSTRALIA	DUNS # 75-031-1813
CHUBB HOLDINGS (THAILAND) LIMITED	Bangna, THAILAND	DUNS # 66-074-6082
CHUBB SECURITY HOLDINGS AUSTRALIA LIMITED	ASHFIELD, AUSTRALIA	DUNS # 75-111-9595
Chubb Security Systems BVBA	Zaventem (Brucargo), BELGIUM	DUNS # 28-351-6425
CSG Security Inc	Mississauga, CANADA	DUNS # 20-705-8629
DOSATRON INTERNATIONAL	TRESSES, FRANCE	DUNS # 50-019-1890
JAPAN TURBINE TECHNOLOGIES CO.,LTD.	NARITA, JAPAN	DUNS # 69-078-8377
Kidde Canada Inc	Concord, CANADA	DUNS # 24-815-8065
Kidde Luxembourg Holdings SARL	LUXEMBOURG, LUXEMBOURG	DUNS # 40-012-1849
Kidde Sweden AB	Stockholm, SWEDEN	DUNS # 35-541-3659
Marioff Corporation Oy	Vantaa, FINLAND	DUNS # 40-174-3448
OTIS	PUTEAUX, FRANCE	DUNS # 27-515-3476
OTIS (PTY) LTD	GERMISTON, SOUTH AFRICA	DUNS # 53-858-1781
OTIS ELEVATOR (THAILAND) CO. LTD.	THAILAND	DUNS # 65-967-0251
OTIS ELEVATOR COMPANY LTD	WITBANK, SOUTH AFRICA	DUNS # 63-838-2890
OTIS ELEVATOR INTERNATIONAL, INC.	SINGAPORE, SINGAPORE	DUNS # 89-473-7550

This list is limited to the first 25 subsidiaries.

Branches (US):

Select companies below to buy Business Information Report(s).

United Technologies Corp	Garden City, NY	DUNS # 17-307-4134
United Technologies Corporation	Auburn, AL	DUNS # 14-336-8871
United Technologies Corporation	Madison, AL	DUNS # 36-069-3449
United Technologies Corporation	Phoenix, AZ	DUNS # 03-417-2473
United Technologies Corporation	Springdale, AR	DUNS # 00-368-3948
United Technologies Corporation	Los Angeles, CA	DUNS # 04-730-1143
United Technologies Corporation	Pasadena, CA	DUNS # 82-802-4823
United Technologies Corporation	San Diego, CA	DUNS # 82-650-5856
United Technologies Corporation	San Diego, CA	DUNS # 13-236-1353
United Technologies Corporation	San Jose, CA	DUNS # 00-170-5235
United Technologies Corporation	San Jose, CA	DUNS # 01-703-8378
United Technologies Corporation	Broad Brook, CT	DUNS # 04-053-5309
United Technologies Corporation	East Granby, CT	DUNS # 83-601-7103
United Technologies Corporation	East Hartford, CT	DUNS # 00-778-9865
United Technologies Corporation	East Hartford, CT	DUNS # 11-834-5743
United Technologies Corporation	East Hartford, CT	DUNS # 00-144-7952
United Technologies Corporation	East Hartford, CT	DUNS # 08-130-1475
United Technologies Corporation	East Hartford, CT	DUNS # 14-493-2852
United Technologies Corporation	East Windsor, CT	DUNS # 60-735-7654
United Technologies Corporation	Farmington, CT	DUNS # 06-111-2777
United Technologies Corporation	Hartford, CT	DUNS # 19-840-1036
United Technologies Corporation	Hartford, CT	DUNS # 16-120-5216
United Technologies Corporation	Newington, CT	DUNS # 11-804-6478
United Technologies Corporation	South Windsor, CT	DUNS # 01-016-6791
United Technologies Corporation	Washington, DC	DUNS # 12-794-4429

This list is limited to the first 25 branches.

Branches (International):

Select companies below to buy Business Information Report(s).

OTIS ISRC INFORMATION SYSTEMS RESOURCE CENTRE PRIVATE LIMITED	PUNE, INDIA	DUNS # 91-906-4035
UNITED TECHNOLOGIES CORPORATION	CHUO-KU, JAPAN	DUNS # 69-125-5582
United Technologies Corporation Nanjing Representative Office	NANJING, CHINA	DUNS # 54-654-1319
United Technologies International Operations Inc. Zweigniederlassung Deutschland	Frankfurt am Main, GERMANY	DUNS # 33-327-6454
UNITED TECHNOLOGIES INTERNATIONAL OPERATIONS, INC.	Taipei City, TAIWAN	DUNS # 65-715-4993
United Technologies Internationale Operations, Inc.	MÜNCHEN, GERMANY	DUNS # 34-094-7589

OPERATIONS

06/15/2009

Description: The company designs and manufactures a broad range of technological products. The company operates in the following business segments: Otis, Carrier, UTC Fire & Security, Pratt & Whitney, Hamilton Standard and Sikorsky.

OTIS (22%): Manufactures elevators, escalators, automated people movers and service.

CARRIER (26%): Manufactures commercial, residential and industrial heating, ventilating and air conditioning ("HVAC") systems and equipment, commercial and transport refrigeration equipment, food service equipment, building automation and controls, energy management and air quality systems, and aftermarket service and components.

UTC FIRE & SECURITY (11%): Manufactures electronic security, fire detection and suppression systems, monitoring and rapid response systems, security personnel services, and fire fighting equipment.

PRATT & WHITNEY (22%): Manufactures commercial, general aviation and military aircraft engines, parts and service, industrial gas turbines and space propulsion.

HAMILTON SUNDSTRAND (10%): Manufactures aerospace products and aftermarket services, including power generation, management and distribution systems, flight, engine, fire protection and detection and environmental control systems, auxiliary power units and propeller systems, and industrial products, including air compressors, metering pumps, and fluid handling equipment.

SIKORSKY (9%): Manufactures commercial and military helicopters, aftermarket helicopter and aircraft parts and service.

Terms: Most of the company's sales are made under fixed-price contracts and fixed-price-incentive type contracts. Sells to a variety of industries to include airlines, airframe manufacturers, public utilities, appliance and automotive industries and the United States Government. Territory : International.

Nonseasonal.

Employees: 223,100 which includes officer(s). 430 employed here.

Facilities: Leases premises in a 26 story building Occupies top five stories.

Location: Central business section on main street.

Branches: This business has multiple branches, detailed branch/division information is available in D&B's linkage or family tree products.

Subsidiaries: This business has multiple subsidiaries, detailed information is available in D&B's linkage or family tree products.

SIC & NAICS

SIC:

Based on information in our file, D&B has assigned this company an extended 8-digit SIC. D&B's use of 8-digit SICs enables us to be more specific to a company's operations than if we use the standard 4-digit code.

The 4-digit SIC numbers link to the description on the Occupational Safety & Health Administration (OSHA) Web site. Links open in a new browser window.

35340100	Elevators and equipment
35349902	Escalators, passenger and freight
35850000	Refrigeration and heating equipment
37240000	Aircraft engines and engine parts
37249912	Research and development on aircraft engines and parts
37210102	Helicopters
37219902	Research and development on aircraft by the manufacturer
36690100	Emergency alarms

NAICS:

333921	Elevator and Moving Stairway Manufacturing
333921	Elevator and Moving Stairway Manufacturing
	Air-Conditioning and Warm Air Heating
333415	Equipment and Commercial and Industrial Refrigeration Equipment Manufacturing (pt
	Aircraft Engine and Engine Parts
336412	Manufacturing
336412	Aircraft Engine and Engine Parts
	Manufacturing
336411	Aircraft Manufacturing
336411	Aircraft Manufacturing
	Other Communications Equipment
334290	Manufacturing
335999	All Other Miscellaneous Electrical Equipment and Component Manufacturing
335999	All Other Miscellaneous Electrical Equipment and Component Manufacturing
335999	All Other Miscellaneous Electrical Equipment and Component Manufacturing

36990500	Security devices
36990502	Security control equipment and systems
36990502	Security control equipment and systems

Jump to:[Overview](#)[Scores](#)[Payments](#)[Public Filings](#)[History & Operations](#)

Banking & Finance

STATEMENT UPDATE**07/27/2009****Interim Consolidated statement dated JUN 30 2009 (in thousands):**

Assets		Liabilities	
Cash	4,016,000	Accts Pay	4,599,000
Accts Rec	8,522,000	Short-Term Borrowings	1,242,000
Inventory	8,539,000	Accruals	11,877,000
Future Income Tax Benefits	1,593,000	L.T. Liab-(1yr)	853,000
Other Curr Assets	966,000		
Curr Assets	\$23,636,000	Curr Liabs	\$18,571,000
Fixt & Equip	6,179,000	Long-Term Debt	8,721,000
Customer Financing Assets	1,029,000	Future Pnsion/Pstrtrmt Bnft Oblig	6,589,000
Goodwill	15,754,000	L.T. Liab-Other	4,258,000
Intangible Assets	3,456,000	COMMON STOCK	11,369,000
Other Assets	6,491,000	TREASURY STOCK	(14,661,000)
		RETAINED EARNINGS	26,133,000
		ADJUSTMENTS	(4,435,000)
Total Assets	\$56,545,000	Total	\$56,545,000

From JAN 01 2009 to JUN 30 2009 sales \$25,445,000,000; cost of goods sold \$18,708,000,000. Gross profit \$6,737,000,000; operating expenses \$3,850,000,000. Operating income \$2,887,000,000; other expenses \$352,000,000; net income before taxes \$2,535,000,000; Federal income tax \$670,000,000; net income \$1,865,000,000.

Statement obtained from Securities And Exchange Commission. Prepared from statement(s) by Accountant: PricewaterhouseCoopers, LLP, Hartford, Connecticut. Prepared from books without audit.

Fixed assets shown net less \$8,898,000,000 depreciation.

Explanations

The net worth of this company includes intangibles. Other Assets consist of Future income tax benefits and Other assets; Adjustments consists of Unearned esop, Accum other non-shareowners and Noncontrolling interest.

BANKING

08/08 Account(s) averages low 4 figures. Account open 1-3 years.

MARCH 2009: At December 31 2008, the company had credit commitments from banks totaling \$2.5 billion. The company had a credit commitment of \$1.5 billion under a revolving credit agreement serving as a back-up facility for the issuance of commercial paper. As of December 31 2008, there were no borrowings under this revolving credit agreement, which expires in November 2011. The company also has a \$1.0 billion multi-currency revolving credit agreement that is to be used for general corporate funding purposes, including acquisitions. As of December 31 2008, approximately \$460 million had been borrowed against this revolving credit agreement to fund general corporate purchases and in anticipation of acquisition funding requirements. This credit agreement expires in November 2011.

KEY BUSINESS RATIOS

Statement date: DEC 31 2008
 Based on this number of establishments: 43

Industry Norms based on 43 establishments

	This Business	Industry Median	Industry Quartile
Profitability			
Return on Sales	8.0	2.7	1
Return on Net Worth	29.5	8.7	1
Short-Term Solvency			
Current Ratio	1.2	2.0	4
Quick Ratio	0.7	1.0	3
Efficiency			
Assets Sales	96.2	94.8	3
Sales / Net Working Capital	12.6	4.2	1
Utilization			
Total Liabs / Net Worth	254.8	110.0	3

FINANCE

06/15/2009

Two-year statement comparative:

	Fiscal Consolidated Dec 31 2007	Fiscal Consolidated Dec 31 2008
Current Assets	22,071,000,000	24,099,000,000
Current Liabs	17,469,000,000	19,434,000,000
Current Ratio	1.26	1.24
Working Capital	4,602,000,000	4,665,000,000
Other Assets	32,504,000,000	32,370,000,000
Long Term Liabs	15,751,000,000	21,118,000,000
Net Worth	21,355,000,000	15,917,000,000
Sales	54,759,000,000	58,681,000,000
Net Income (loss)	4,224,000,000	4,689,000,000
Depreciation & Amor	1,173,000,000	1,321,000,000
Interest Expense	666,000,000	689,000,000
Capital Outlays	1,153,000,000	1,216,000,000
Research & Dev	1,678,000,000	1,771,000,000

Fiscal Consolidated statement dated DEC 31 2008 (in thousands):

Assets		Liabilities	
Cash	4,327,000	Accts Pay	5,226,000
Accts Rec	9,112,000	Short Term Borrowings	1,023,000
Inventories & Contract In Prog	8,340,000	Accruals	12,069,000
Future Income Tax Benefits	1,551,000	L.T. Liab-(1yr)	1,116,000
Other Curr Assets	769,000		
Curr Assets	\$24,099,000	Curr Liabs	\$19,434,000
Fixt & Equip	6,348,000	Long Term Debt	9,337,000

Customer Financing Assets	1,002,000	Future Pension/Postretirement Bnft	6,574,000
Goodwill	15,363,000	L.T. Liab-Other	5,207,000
Intangible Assets	3,443,000	COMMON STOCK	11,179,000
Other Assets	6,214,000	TREASURY STOCK	(14,316,000)
		RETAINED EARNINGS	25,159,000
		ADJUSTMENTS	(6,105,000)
Total Assets	\$56,469,000	Total	\$56,469,000

From JAN 01 2008 to DEC 31 2008 annual sales \$58,681,000,000. Operating expenses \$51,056,000,000. Operating income \$7,625,000,000; other expenses \$689,000,000; net income before taxes \$6,936,000,000; Federal income tax \$1,883,000,000. Net income \$4,689,000,000. Minority interest \$(364,000,000).

Statement obtained from Securities And Exchange Commission. Prepared from statement(s) by Accountant: PricewaterhouseCoopers LLP, Hartford, Connecticut.

ACCOUNTANT'S OPINION

A review of the accountant's opinion indicates the financial statements meet generally accepted accounting principles and that the audit contains no qualifications.

Explanations

The net worth of this company includes intangibles.

Other assets consist of future income tax benefits and other assets.

Other long term liabilities consist of minority interest and other long-term liabilities.

Adjustments consists of unearned ESOP shares and total accumulated other non-shareowners changes in equity.

Long term debt consists of notes and other debt, and ESOP debt.

Decrease in equity primarily due to change in pension and post-retirement benefit plans, common stock repurchased, foreign currency translation adjustment, and dividends, partially offset by retention of net earnings.

RESULTS OF OPERATIONS

Revenues for 2008 were \$58,681 million up \$3,922 million or 7.2% compared to revenues of \$54,759 million for 2007. Net income (loss) for 2008 was \$4,689 million compared to a net income (loss) of \$4,224 million reported in 2007.

ANALYSIS OF CONDITION

United Technologies Inc displayed a good condition as of fiscal year ending December 31 2008. Total liabilities to equity for year end 2008 were slightly heavier than the average but satisfactory. As a matter of liquidity, the Company's current and quick ratios were at or near industry norms. Payments to vendors averaged 6 days beyond terms when weighted by dollar amounts; when not weighted, 68% of payments were within terms.

SUMMARY OF CASH FLOWS

Cash provided by (used in) operating activities was \$6,161 million; cash provided by (used in) investing activities was \$(2,336) million; and cash provided by (used in) financing activities was \$(2,238) million. Effect of exchange rate changes on cash and cash equivalents was \$(164) million. Net increase (decrease) in cash was \$1,423 million. Cash at beginning of period was \$2,904 million. Cash at end of period was \$4,327 million.

Cash at end of period was \$4,327 million. The principal source of liquidity is operating cash flows, which, after netting out capital expenditures, the company's target to equal or exceed net income. Management believes future operating cash flows will be sufficient to meet future operating cash needs. Further, the company's ability to obtain debt or equity financing, as well as the availability under committed credit lines, provides additional potential sources of liquidity should they be required. .

CUSTOMER SERVICE

If you have questions about this report, please contact your local D&B office

© D & B, Inc. All rights reserved. This report is provided for your internal business use only and may not be reproduced or re-distributed in any manner whether mechanical or electronic without the permission of D&B. Whilst D&B attempts to ensure that the information provided is accurate and complete by reason of the immense quantity of detailed matter dealt with in compiling the information and the fact that some of the data are supplied from sources not controlled by D&B which cannot always be verified, including information provided direct from the subject of enquiry as well as the possibility of negligence and mistake, D&B does not guarantee the correctness or the effective delivery of the information and will not be held responsible for any errors therein or omissions therefrom.